

**Specification:**

Power: 8W;  
 Power adjustable with 1 to 8 digital displays;  
 Therapy time selectable 5,10,15,20,25,30;  
 Ultrasound working frequency: 1.05MHz;  
 Ultrasound Pulse repetition frequency: 100Hz;  
 Voltage: 220V or 110V;  
 Watts: 0.7W/cm<sup>2</sup>  
 Probe head size: Diameter 4.8cm;  
 Ultrasound mode: Pulse and Continuous mode selection;

**Warrant:**

Provides 3 months free maintenance of the device

- Never use Ultrasound unit for treatment without using the conductive gel.
  - Never clean the unit with submerge it under water.
  - Never use it in contact with metal, hard media or hit the probe's head.
- Above conditions may cause the instrument damage, which is out of warrant.

Ultrasound is the best form of heat treatment for soft tissue injuries 軟組織受傷, such as joint and muscle sprains 肌肉扭傷, bursitis 炎症 and tendonitis 腱炎. It is often used by physical therapists, trainers, and many other healthcare providers. A very high frequency 1Mhz (1000000Hz) sound waves vibrate tissues deep inside the injured area. The sound wave creates heat and draws more blood into tissues improved blood circulation with gently in strokes or circles. In result, the tissues then respond to healing nutrients brought in by the blood and the repair process begins.

**使用禁忌 Restrictions on the Use of Ultrasound Massager**

- Over organs (stomach, liver, lungs, spleen, bowels, heart, kidneys, thyroid)
  - Over the pelvis, abdomen and lumbar (lower back) region in pregnant or potentially pregnant females.
  - Over highly ultrasound-sensitive organs (eyes, ears, ovaries, testicles, brain, spinal cord)
  - Over mucous membranes (mouth, nose, rectum/anus, vagina)
  - On patients with pace-makers on patients with phlebitis, deep venous thromboses or patients with hemophilia
  - On patients with spina bifida / bone with active infection / a bone fracture
  - Over areas suspected to be cancerous / pre-cancerous /
  - Over de-sensitized (numb, hypoaesthesia) areas of the skin (eg. diabetic neuropathy)
  - Never use Ultrasound unit on children under the age of 16 without the recommendation/supervision of a physician or therapist.
- 勿應用於內臟器官上如：胃/肝/肺/脾/腸/心/腎/甲狀腺
  - 勿應用於孕婦的盤骨/下腹/後腰底部
  - 勿應用於超聲敏感器官上如：眼/耳/卵巢/睪丸/腦/脊椎神經
  - 勿應用於黏膜如：口/鼻/直腸/肛門/陰道
  - 勿應用於患有血管疾病如：血友病/靜脈炎/血栓
  - 勿應用於患有：脊柱裂/骨炎/骨裂
  - 勿應用於患有癌症部位
  - 勿應用於患有失去感覺的病症
  - 勿應用於 16 歲以下人士而未經治療師指導下使用

在缺乏超聲波耦合劑下使用，治療效果會大大減弱

**使用說明：**






1. 請諮詢醫生 / 物理治療師意見使用
2. 如感到火燒炙痛，即把治療探頭移離受傷部位
3. 請先把DC電覽連接机身，之後再連接電源
4. 請先調好治療時間，設定 強度(8最強1最弱) 超聲模式 (連續 / 間斷)
5. 應用凝膠 / 藥膏 / 藥油於患處，把治療探頭不停緩慢移動於患處上
6. 請不要把治療探頭固定於患處多於30秒
7. 超聲頻律是聲音的一種不易感覺其震動，治療間只產生輕微熱量。皮膚感覺不好患者要尤其注意。
8. 建議超聲按摩同一患處不多於每6小時25分鐘。
9. 使用完畢請把電源變壓器與電源分開，每使用30分鐘後請關機15分鐘後再啓動

**Instructions of use:**

In case of lacking conductive media, ultrasound treatment effectiveness will be greatly reduced.

1. Please consult your physiotherapist or doctor.
2. Remove the treatment probe away from the treatment portion if you feel burn or painful.
3. Connect DC plug with your ultrasound device and then plug on the power with adaptor.
4. Preset the treatment time, strength (8 is strongest) and treatment mode (Continuous/Pulse).
5. Apply gel / ointment /oil on injurious muscle completely, and then gently keep slow swinging the metal probe on skin during treatment.
6. Do not keep the probe stationary on treatment portion with more than 30 seconds.
7. Ultrasound is a kind of sound, its frequency is so high hard to feel vibration during treatment, but only a little warm. So, please pay special attention to patient, who not enough feeling feedback.
8. Recommend not to apply the treatment at the same portion for more than 25 minutes per 6 hour. You may apply the treatment 3 times daily.
9. Remove the power adaptor when the instrument is not in use.

**Panel Button Icon 板面按鈕圖示**

	Power on or off	開 / 關
	Strong (8) / Weak (1)	強 (8) / 弱 (1)
	Continuous mode of Ultrasound	超聲模式 - 連續
	Pulse mode of Ultrasound	超聲模式 - 脈沖
	Time preset 05,10,15,20,25,30min.	時間預設 05,10,15,20,25,30 分鐘